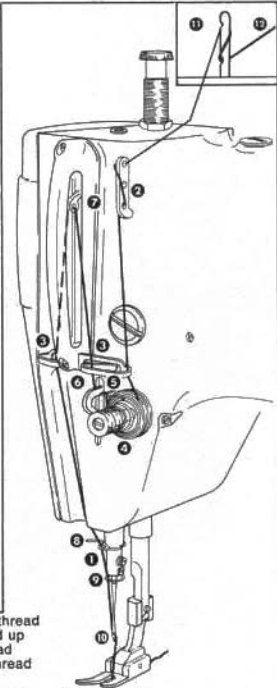
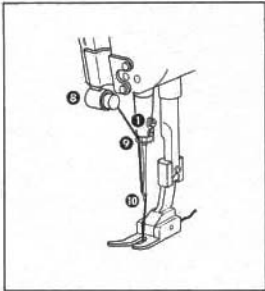
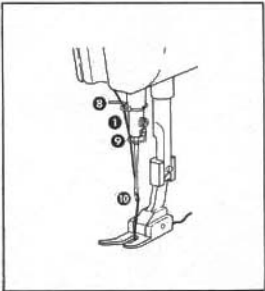


Needle threading



- 1

Move needle bar to highest point
- 2

Lead thread through thread retainer
- 3

Down through thread eyelet and thread guard.
- 4

Into and around tension assembly
- 5

Over thread take-up spring
- 6

Under slack thread regulator and up through thread eyelet and thread guard
- 7

To take-up lever eyelet and down through thread eyelet and thread guard
- 8

To needle bar bushing thread eyelet or thread retainer
- 9

To needle bar thread guard
- 10

To needle—thread from left to right
- 11

Spool pin on arm
- 12

To thread supply